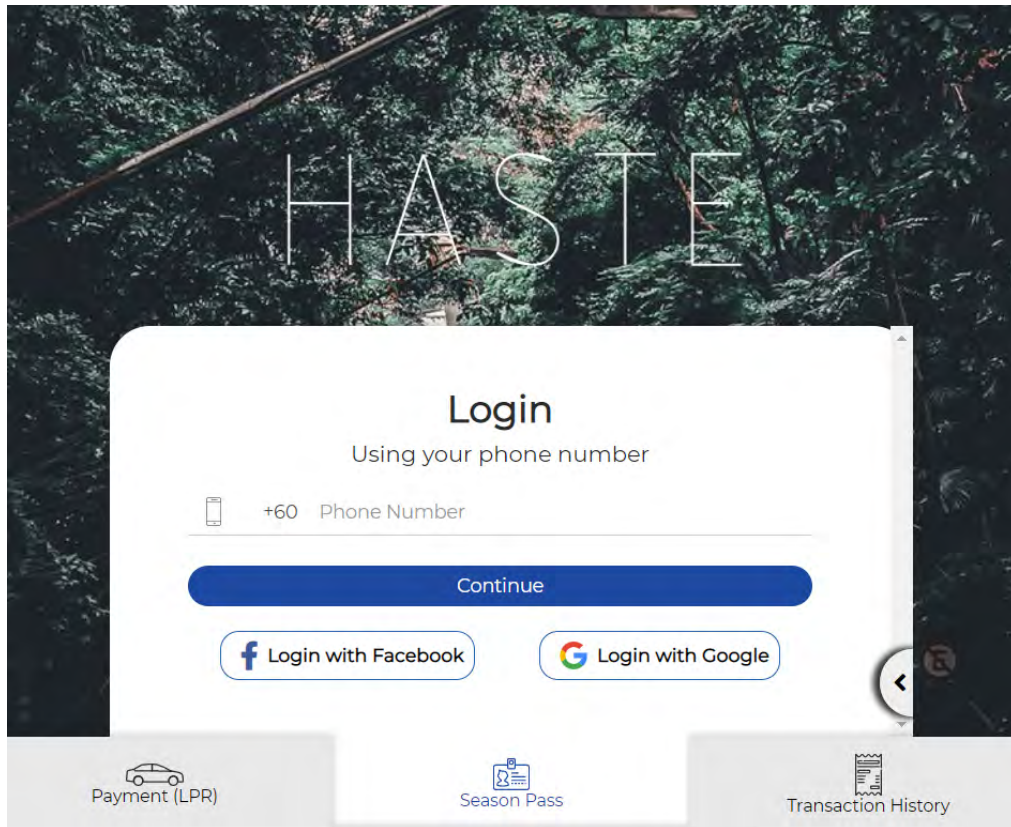


## Season Pass - New Application

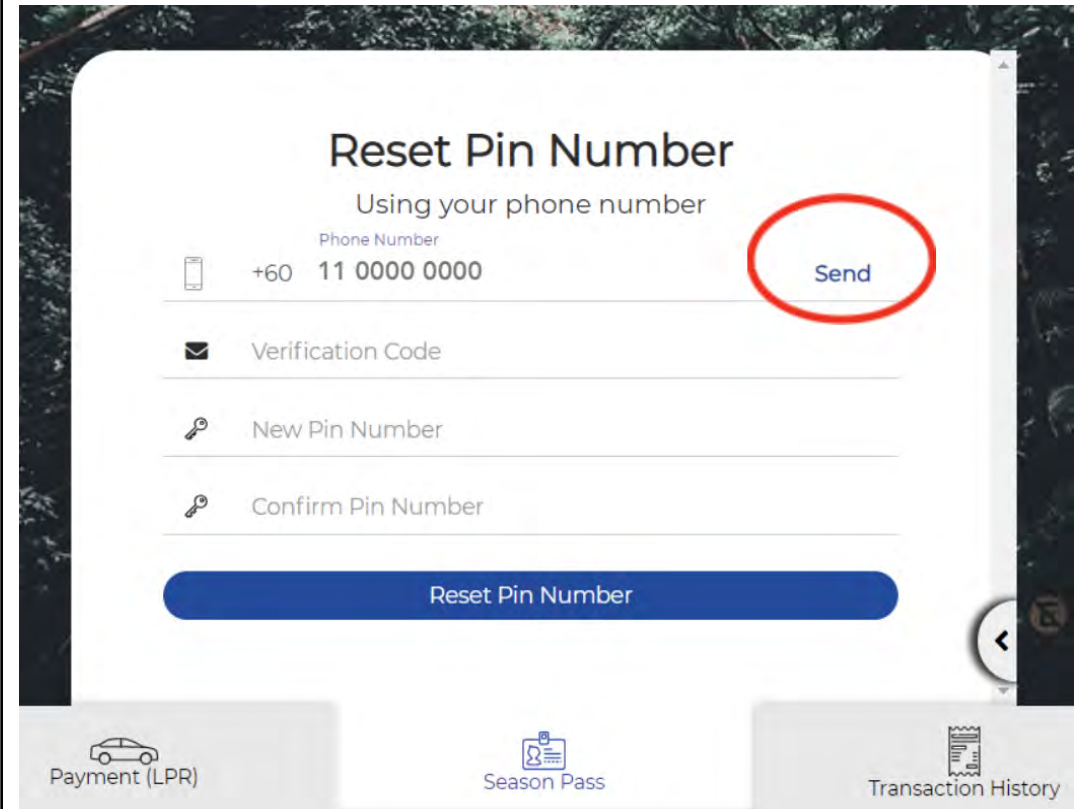
### Registration

- Go to [www.haste.my](http://www.haste.my).
- Create an account using your handphone number, or Facebook / Gmail account.



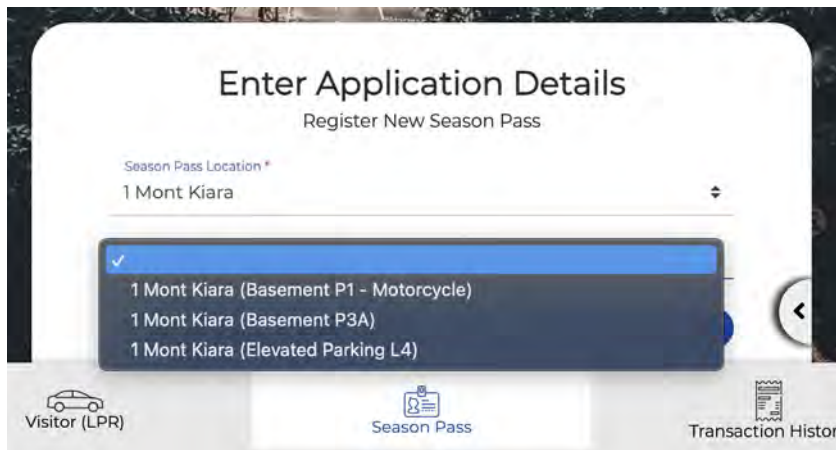
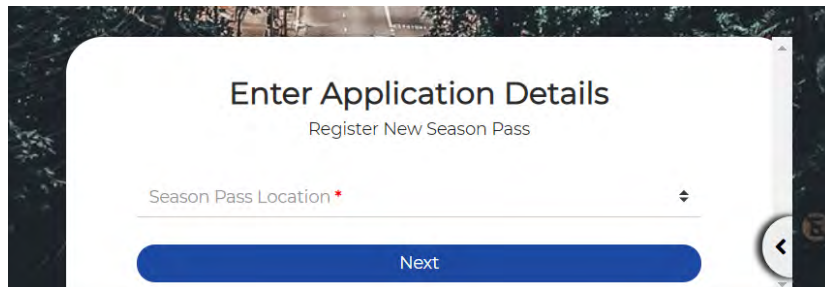
### Setting Your PIN

- Key in your phone number then hit "Send"
- A verification code ("OTP") will be sent to your phone number via text message.
- Key in your OTP.
- Set your PIN (a 6-digit number)
- Confirm your PIN



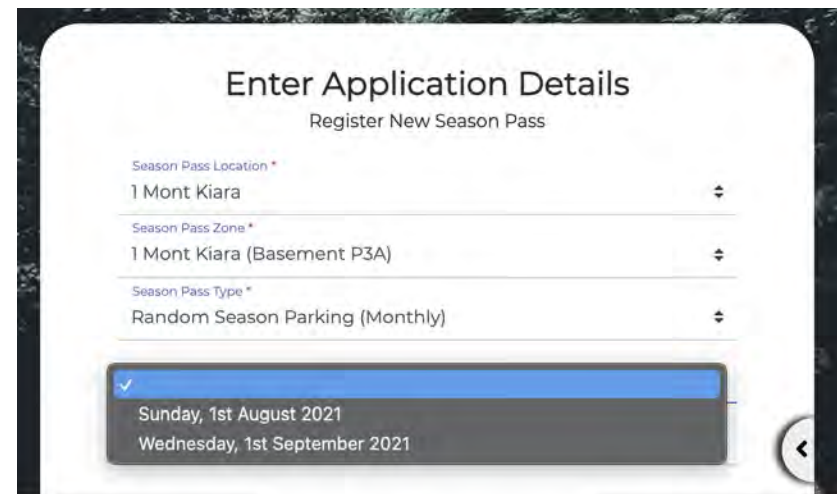
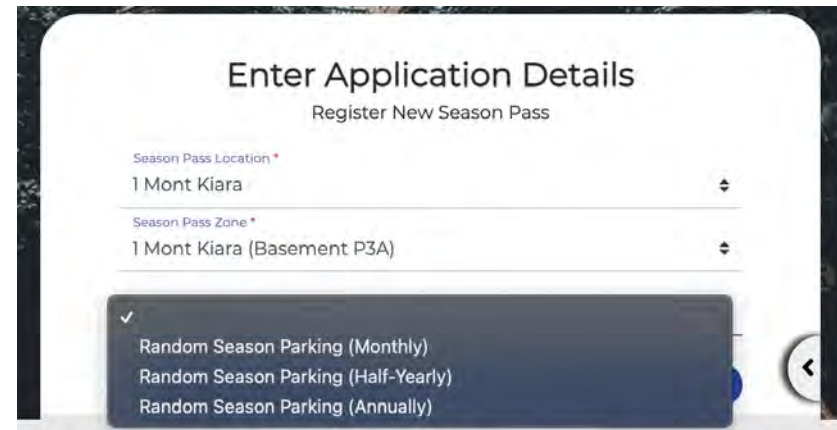
## New Season Pass Application

- Click "Apply for a season pass here".
- Select "1 Mont Kiara" as your location from the drop-down menu.
- Select "Season Pass Zone".



## Season Pass Activation Date

- Select the "Season Pass Type".
- Select your intended start date to activate your season pass.
- Please note that you may only choose the 1<sup>st</sup> day of the current month or the following month.



## New Season Pass Application – Summary

- a. Roll down the page to verify the information here before hitting “Next”.

Random Season Parking (Monthly) ▾

Intended Start Date \*  
Wednesday, 1st September 2021 ▾

Intended End Date  
Thursday, 30th September 2021 ▾

Application Fee:	RM 20.00
Season Duration:	1 Month
Monthly Charge:	RM 220.00
Vehicle Slot:	1
First Season Fare:	RM 220.00

Next

Visitor (LPR)      Season Pass      Transaction Histor

## New Season Pass Application – Personal Particulars

- a. Fill in all the compulsory fields and make sure there are no errors before clicking **Submit Application**

### Enter Application Details

Register New Season Pass

Car Plate Number \*

Applicant's Name (as per IC) \*

Applicant's Identity Card(IC) / Passport \*

Applicant's Company \*

Applicant's Company Registration Number

Applicant's Address \*

Applicant's Email \*

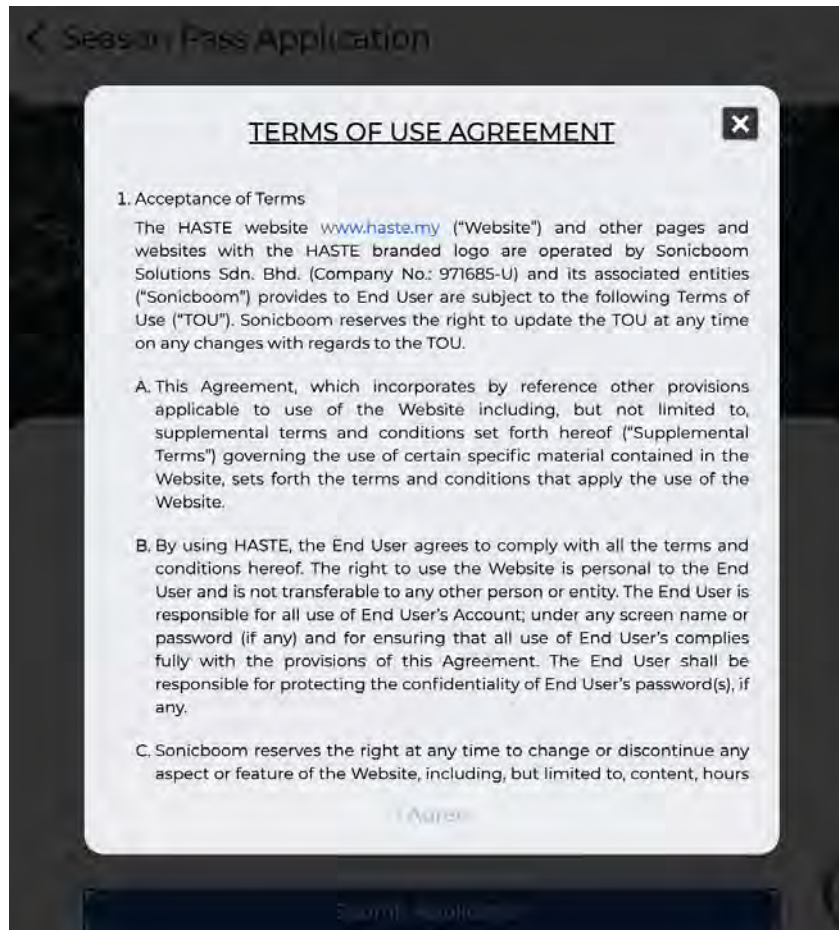
+60 Applicant's Contact Number \*

Submit Application

Visitor (LPR)      Season Pass      Transaction Histor

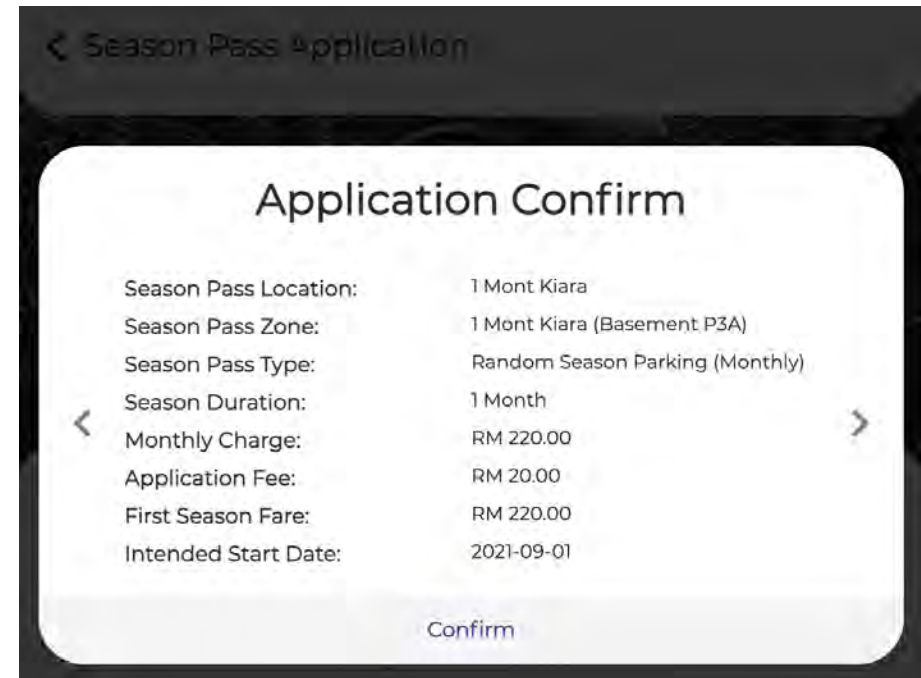
## New Season Pass Application – Terms & Conditions

- a. Please read the terms and conditions carefully.
- b. Click “I Agree” once you have finished reading all the terms & conditions.



## New Season Pass Application – Confirmation

- a. Verify details of your new season pass once more then hit “Confirm”.
- b. A notification email will be sent to the email you have provided in Haste.



## Email Notification for Application & Payment

- The email confirms the successful submission of your application.
- Once your application has been approved, you will receive another email to make the payment.

### Haste - Season Pass Application Inbox x

Haste <no-reply@haste.my>  
to me ▾

#### Thank you for using Haste!

Your season pass application has been submitted

Once the Parking Management office approves your application, you will be receiving an email notification for Payment instruction.

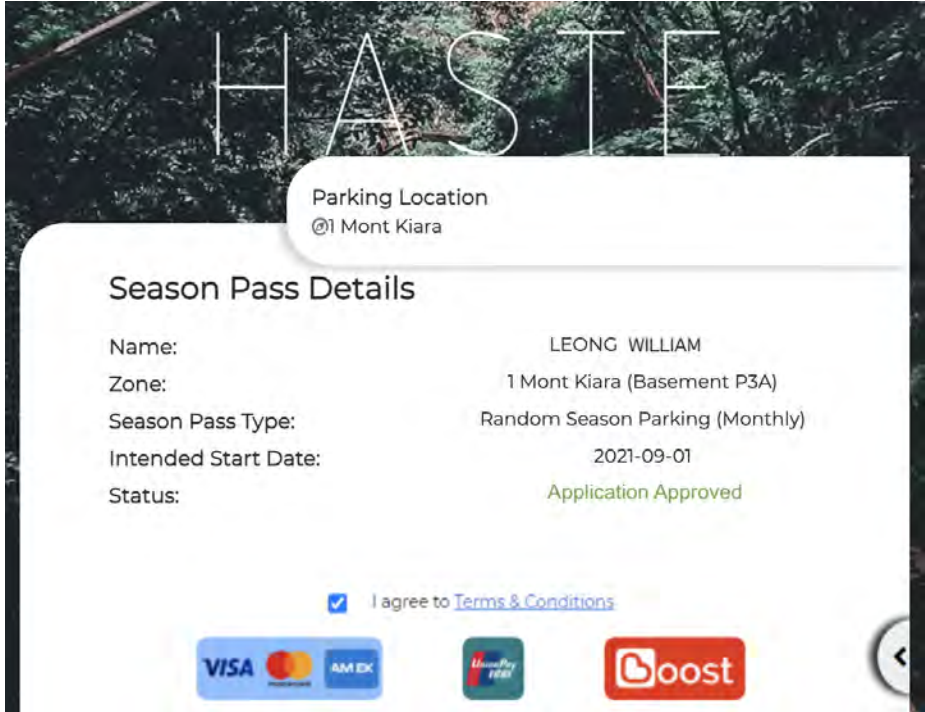
Season Pass Location	1 Mont Kiara
Season Pass Zone	1 Mont Kiara (Basement P3A)
Season Pass Type Name	Random Season Parking (Monthly)
Applicant's Name	LEONG William
Applicant's Vehicle	VDA0053
Applicant's Company	ABC Company
Season Duration	1 month
Season Parking Monthly Charge	RM 220.00
Current Status	New application, pending for application approval.

If you have any question, Please contact your parking team or drop Haste team an email [haste\\_help@sonicboom.my](mailto:haste_help@sonicboom.my).

© Copyright 2020 - SONICBOOM SOLUTIONS SDN BHD [Haste's Terms and Condition](#)

## Payment

- Login to [www.haste.my](http://www.haste.my).
- Click on the "Season Pass" tab at the bottom and select your application marked as "Application Approved".
- You will be led to a page with payment details.
- Once you have verified and confirmed the payment details, click "I agree to Terms & Conditions" then select your preferred payment method.



Parking Location  
@1 Mont Kiara

### Season Pass Details

Name: LEONG WILLIAM  
Zone: 1 Mont Kiara (Basement P3A)  
Season Pass Type: Random Season Parking (Monthly)  
Intended Start Date: 2021-09-01  
Status: Application Approved

I agree to [Terms & Conditions](#)

VISA AMEX Boost

## Payment

- a. Select payment mode.
- b. Key in your relevant card information / details.
- c. Confirm payment.

**HASTE**

VISA    Mastercard    AM EX

Card Number  
8888 8888 8888 8888

Expiry Month    Expiry Year

CVV

Payment Amount  
RM220.00

Confirm

Payment Timeout: 04:57

Rent (LPR)    Season Pass    Transaction History

## TnG Card Activation

- a) After receiving email confirmation on successful payment, please bring your registered TnG to 1 Mont Kiara's Management Office for activation.
- b) You may use your card from the 1<sup>st</sup> day of your selected month (current or the following month).

Thank you for using Haste!